



FABER-CASTELL

since 1761



Albrecht Dürer Magnus



Das Zeichen für verantwortungsvolle Waldwirtschaft



A new forest project in Colombia secures the livelihoods of small farmers and the wood supply for Faber-Castell – a unique environment protection programme, certified by the UN.

With a socially exemplary and sustainable reforestation project in Colombia, Faber-Castell continues to reinforce its leading role as a climate-neutral company. On almost 2,000 hectares of grassland along the Rio Magdalena in Colombia, small farmers are planting tree seedlings for future pencil production. The fast-growing forests not only provide excellent erosion protection for this region plagued by overgrazing and flooding, they are also a reliable source of income for the farmers living in modest circumstances, who are paid for forest maintenance and benefit from the proceeds from the timber. The environmental project was one of the first in the world to be certified for the UN “Clean Development Mechanism” (CDM) programme. This is because Faber-Castell makes an active contribution to climate protection and is one of the first private companies world-wide that is permitted to sell emission certificates from forestry.

As the world’s leading manufacturer of wood-cased pencils, Faber-Castell uses 100% sustainable wood, of which more than 95% is FSC® certified.





Faber-Castell stands for quality

Faber-Castell is one of the world's leading manufacturers and marketers of quality products for writing, drawing and creative design – the brand name is world-famous. In the core area of woodcased pencils, the group is the most important and oldest manufacturer in the world with a production capacity of more than 2 billion pencils and coloured pencils.

Its Art & Graphic range allows Faber-Castell to enjoy a great reputation among artists and hobby painters. Prestigious creative minds have recognised this expertise since time immemorial – from Vincent van Gogh to Karl Lagerfeld. High-quality artists' pigments ensure light resistance and thus brilliance and colour intensity for decades. All products are based on the same colour system, enabling reliable mixing techniques of artists' pencils, whether water soluble or indelible.



Albrecht Dürer

Artists' watercolour pencils

ASTELL Albrecht Dürer   GERMANY

The Albrecht Dürer artists' watercolour pencil has been prized for many years by creative minds all over the world for its exceptional properties. Now it has a big brother: The Albrecht Dürer Magnus has a 5.3 mm lead and a very soft and vibrant colour laydown. The leads are SV bonded to reliably prevent breakages.



Albrecht Dürer



Albrecht Dürer Magnus



Albrecht Dürer Magnus

Artists' watercolour pencils

New



Albrecht Dürer Magnus is ideal for large-scale drawing and covering large areas quickly. The voluminous pencil shape is gentle on the wrist. Even after long periods of use, the Albrecht Dürer Magnus enables fatigue-free painting and drawing.

A drawing tool that lives up to its name.




Albrecht Dürer Magnus

Unsurpassed lightfastness

STELL Albrecht Dürer  Magnus  SV GERMANY

Using high-quality pigments gives the Albrecht Dürer Magnus its special feature: The unbeatable lightfastness ensures that all 24 colours remain full and vibrant. This creates works of art that last and last.

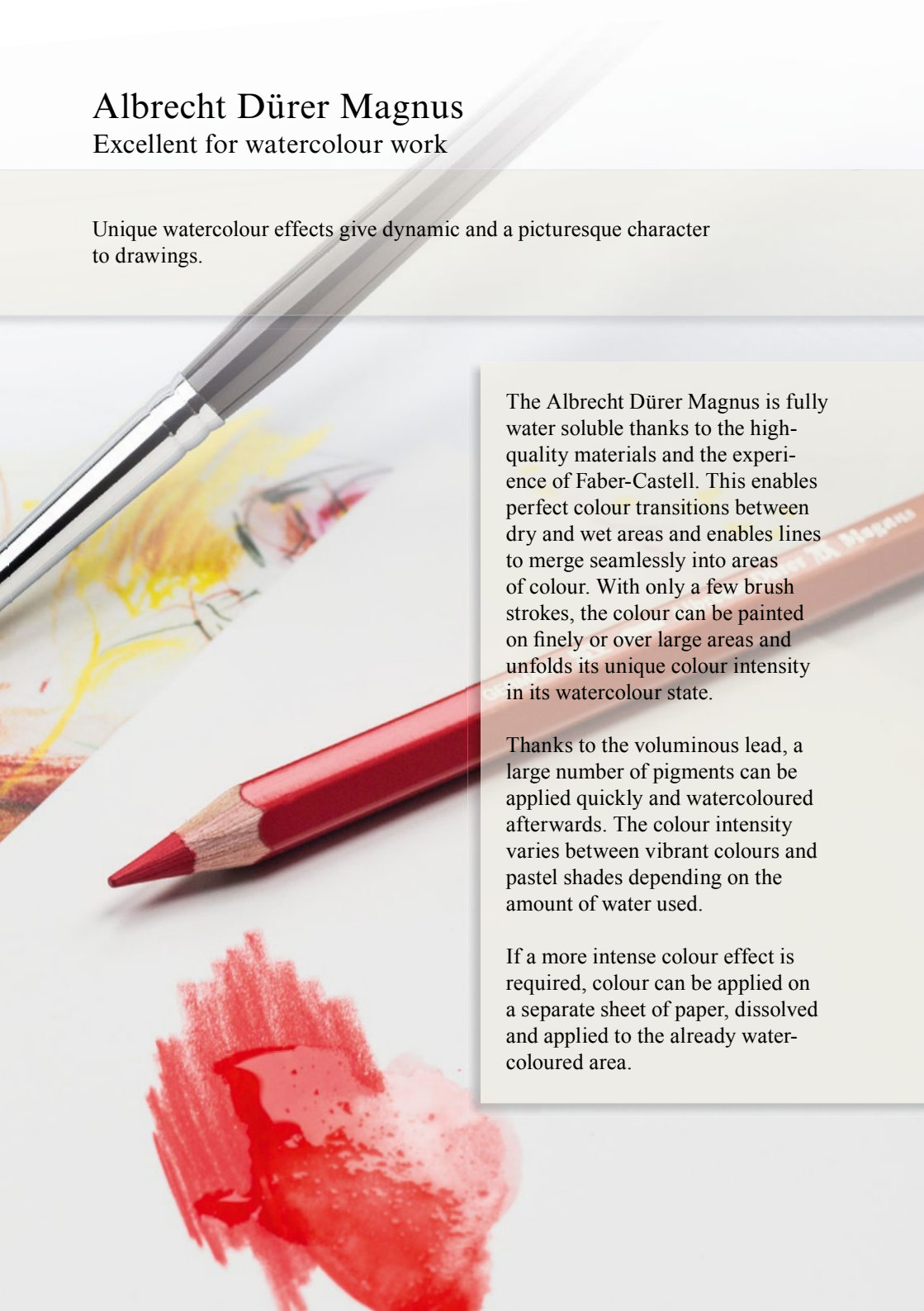
This relies on the use of acid-free, pH neutral paper.



Albrecht Dürer Magnus

Excellent for watercolour work

Unique watercolour effects give dynamic and a picturesque character to drawings.

A silver pencil and a red pencil are shown on a white surface. The silver pencil is positioned diagonally from the top left towards the center. The red pencil is positioned diagonally from the bottom left towards the center. There are watercolor washes on the surface: a yellow and pink wash in the upper left, and a large red wash in the lower left. The background is a light beige color.

The Albrecht Dürer Magnus is fully water soluble thanks to the high-quality materials and the experience of Faber-Castell. This enables perfect colour transitions between dry and wet areas and enables lines to merge seamlessly into areas of colour. With only a few brush strokes, the colour can be painted on finely or over large areas and unfolds its unique colour intensity in its watercolour state.

Thanks to the voluminous lead, a large number of pigments can be applied quickly and watercoloured afterwards. The colour intensity varies between vibrant colours and pastel shades depending on the amount of water used.

If a more intense colour effect is required, colour can be applied on a separate sheet of paper, dissolved and applied to the already watercoloured area.

Wet techniques


Unlimited possibilities

Using water lets colours shine even more.

Painting over the colour with a moist paintbrush turns the pigment on the paper into a vibrant water-colour painting.

The pencil gives off lots of colour when drawing on wet paper. The strokes flow differently on the moist surface depending on the level of moisture.

Interesting effects and unique mixed shades can be achieved by spraying the colour with water with a misting bottle.



Wet techniques

Tools

Albrecht Dürer Magnus is suitable for interesting techniques.



Pigments can be taken from the lead with a sandpaper block, knife or fine mesh. They can then be lifted with a moist brush and applied on the paper. As the pigments can be mixed with each other, the palette of possible colours is infinitely diverse.



Tip: When working with water, we recommend using watercolour paper to prevent the paper from becoming wavy and to allow the pigments to be absorbed by the paper.



Dry techniques

Lines and areas



The spectrum of different line widths is impressive:

Holding the Albrecht Dürer Magnus at a steep angle creates fine lines. This pen posture is ideal for cross hatches and exact lines, e.g. for sketching.



Holding the pencil at a very shallow angle and pressing lightly (shading) creates an even layer of colour.



Different shades of colour can be created by varying the pressure on the pencil. The Albrecht Dürer Magnus is designed to withstand even extreme pressure, allowing intense, clearly defined areas of colour to be produced.




Dry techniques

Vibrant colours and mixed colours


A variety of colour shades is created by overlaying and concentrating colour tones.



Light colours are transparent, while dark colours are opaque. Laying down layers of colour on top of each another from light to dark increases the brilliance and vibrancy of the colour. A large number of close-spaced lines gives an effect which can be modified and intensified by overlaying different colours. Different mixed colours can be created depending on the order in which the colours are layered.



phthalo blue 110 on cadmium yellow 107



cadmium yellow 107 on phthalo blue 110

Dry techniques

Tools

Tools can be used creatively.



Erasers are not only great for fixing mistakes, but can also be used in a targeted way: Once applied, colour can be removed from the paper with an eraser to create intentional white spaces or less intensive coloured areas.



With a knife, colour pigments can be placed on a drawing and rubbed with a paper wiper to create great effects.



Mixed Media

Creative mixture of materials

The Albrecht Dürer Magnus is perfect for combining with other media.



Impressive works of art can be achieved using drawing ink or water soluble graphite pencils.



The lightfast Pitt Artist Pen ink pen is ideal for setting accents and defined lines in dried water-colour works.



Sketches drawn with Graphite Aquarelle pencils dissolve completely when worked over with water.



Have you now got used to the pleasant shape and ergonomics of the Albrecht Dürer Magnus? Then you will also love our Castell 9000 Jumbo artists' pencil.



Accessories

Useful tools

Beautiful watercolour effects can be achieved with the right paintbrush.



582800



183400



181398




587122



182402



185100



122780



181520

Perfect sharpening with the Castell 9000 double hole sharpener with container, different sharpening angles and titanium-coated blade or the metal sharpener.

Handmade multipurpose knife for finest graphical corrections and sharpening artists' pencils.

Sleeve eraser and dust-free eraser removes pencil and colour lines cleanly.

Two sand paper strips: one fine- and one coarse-grained for producing pigment powder.

A paper wipe is great for smudging colour.

Be prepared for drawing any time and anywhere – with the foldable Clic&Go water cup.

Assortment

Visit www.Faber-Castell.com to find more interesting products for all aspects of painting and drawing.

116912
116924

Colour	No.	Colour name	Art. No.		
	101	white	*** 116901	•	•
	104	light yellow glaze	*** 116904		•
	107	cadmium yellow	*** 116907	•	•
	109	dark chrome yellow	*** 116909		•
	115	dark cadmium orange	*** 116915	•	•
	121	pale geranium lake	*** 116921		•
	219	deep scarlet red	*** 116919	•	•
	225	dark red	*** 116925		•
	133	magenta	*** 116933	•	•
	151	helioblue-reddish	*** 116951		•
	120	ultramarine	*** 116920		•
	140	light ultramarine	*** 116940	•	•
	110	phthalo blue	*** 116910	•	•
	264	dark phthalo green	*** 116964		•
	163	emerald green	*** 116963	•	•
	171	light green	*** 116971	•	•
	168	earth green yellowish	*** 116968		•
	190	venetian red	*** 116990		•
	187	burnt ochre	*** 116987	•	•
	180	raw umber	*** 116980		•
	177	walnut brown	*** 116977	•	•
	274	warm grey V	*** 116974		•
	271	warm grey II	*** 116871		•
	199	black	*** 116999	•	•

- * reasonable lightfastness
- ** high lightfastness
- *** maximum lightfastness

Like all 120 Albrecht Dürer colours, the 24 colours of the Albrecht Dürer Magnus also fit into the unique Faber-Castell colour indexing system, which allows artists to seamlessly move between mediums knowing that the colour lines remain true to one another.

Albrecht Dürer Magnus is available in tins of 12 or 24 colours.

